

Data Handling

Grade 5 Data Handling Worksheet

Date: _____

Name: _____

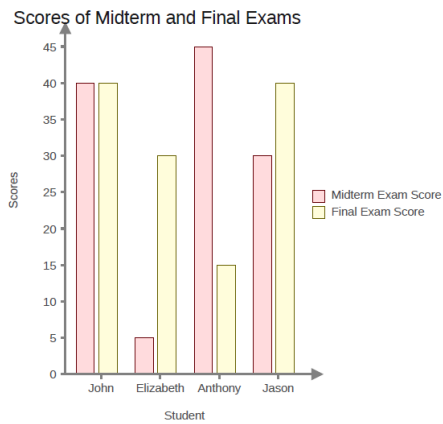
LET'S MAKE LEARNING FUN

Choose correct answer(s) from the given choices.

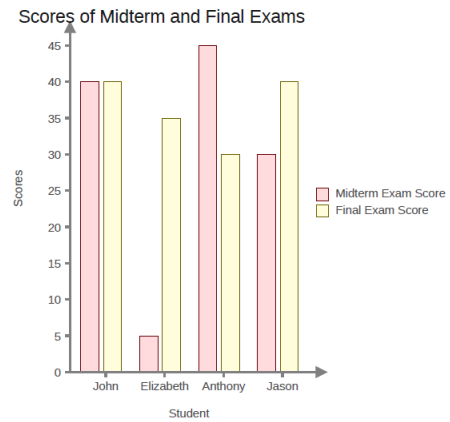
1. A teacher recorded the scores of Midterm and Final Exams of some students.

Scores of Midterm and Final Exams		
Student	Midterm Exam Score	Final Exam Score
John	40	40
Elizabeth	5	35
Anthony	45	15
Jason	30	40

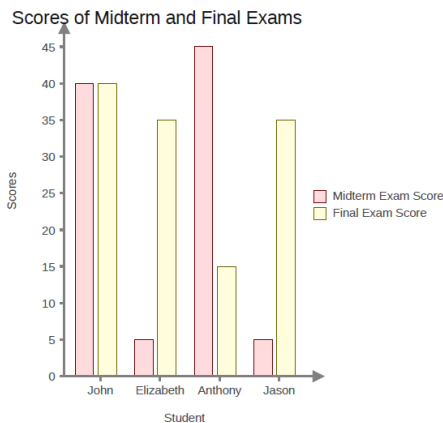
Which graph shows the same data?



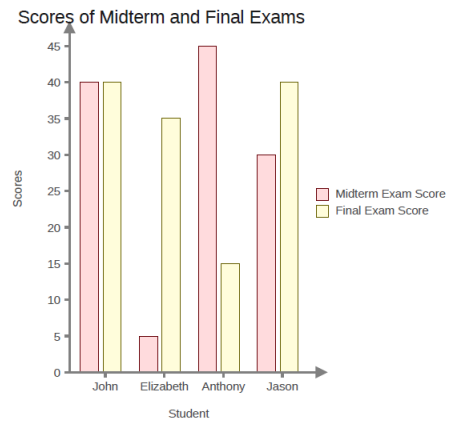
(a)



(b)



(c)







(d)





2. Choose the correct pictograph corresponding to the table below. (Each  means 3 marbles)

Marble	Number of marbles
Pink	18
White	6
Yellow	15
Magenta	21





Which graph shows the same data?

Marble	Number of marbles
Pink	
White	
Yellow	
Magenta	





(a)

Marble	Number of marbles
Pink	
White	
Yellow	
Magenta	

(b)





Marble	Number of marbles
Pink	
White	
Yellow	
Magenta	

(c)

Marble	Number of marbles
Pink	
White	
Yellow	
Magenta	

(d)

3. Study the pictograph and answer the question that follows.

Class	Locks ( = 3 locks)
1	
2	
3	
4	?

If there is a total 33 locks. How many  should there be in the class 4 ?

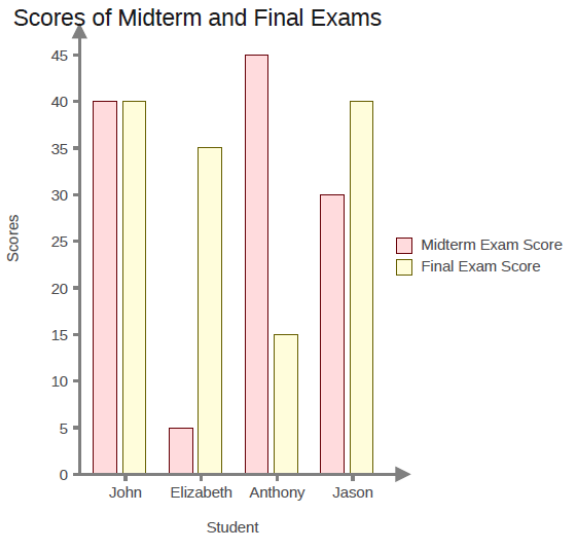
- a. 2
- c. 9

- b. 4
- d. 3

Data Handling





Answers.

1.



(d)

2.

Marble	Number of marbles
Pink	
White	
Yellow	
Magenta	

(b)

3. d. 3